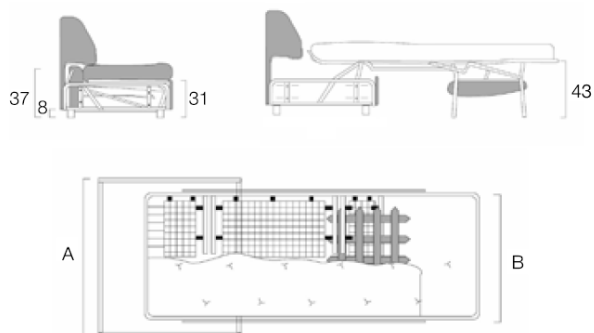




LATORRE

ASCENSIÓN LATORRE

BED MECHANISM



A	B	MATTRESS
82	64	63 x 187 x 12
92	74	73 x 187 x 12
122	104	103 x 187 x 12
142	124	123 x 187 x 12
162	144	143 x 187 x 12
182	164	163 x 187 x 12



Bed sofas mechanism and mattress. There are many different sizes of this bed mechanism. Please consult to Latorre sales department to have the correct quotation depending of the necessary size.

An insertion mechanism with two-fold opening.

Ultra-strong frame in furniture tubing painted with epoxy powders. Sleeping surface with base in fuse-bonded steel and elastic straps.

Mattress of 12 cm. thickness made with a core of polyurethane HR (High Resistance) foam of 25 kg. density, quilted stretch cover with hypoallergenic and anti-dust mite fabric and polyurethane HR foam of 20 kg. density, that makes the mattress very comfortable and non-deformable.

Mecanismo de cama disponible en diferentes tamaños. Por favor consulte al departamento de ventas de Latorre para tener la cotización correcta dependiendo del tamaño necesario.

Mecanismo de inserción con apertura doble y marco ultra resistente de tubo pintado con epoxi. Superficie para dormir con base en acero fundido y cinchas elásticas.

Colchón de 12 cm. Espesor realizado con un núcleo de espuma de poliuretano HR (Alta Resistencia) de 25 kg. Cubierto elástica con tela hipoalérgica, anti-ácaros del polvo y espuma de poliuretano HR de 20 kg.

Densidad acolchada con la que se consigue que el colchón sea muy cómodo y no deformable.

SPECIAL CUSHIONS

FUR CUSHIONS

TRACK CUSHION



TRACK CUSHION 2



LONG WAY CUSHION SQUARE



LONG WAY CUSHION RECTANGULAR



FULL FUR CUSHION



LOGO CUSHIONS

LATORRE CONTINUOUS



LATORRE DIAGONAL



LATORRE LOGO



PEGASE LOGO



SWAR BUTTON & PEGASO

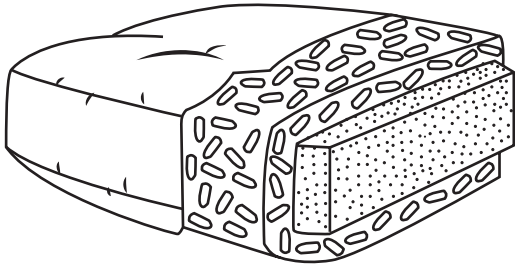


FILLINGS

STANDARD

Los rellenos de respaldo están realizados con un interior de pluma y microfibra siliconada Triafil compartimentados. Los rellenos de nuestros cojines de asiento están realizados con un interior de espuma de poliuretano HR en sándwich, con pluma y microfibra siliconada Triafil compartimentados, ofreciendo una sentada suave de extremado confort.

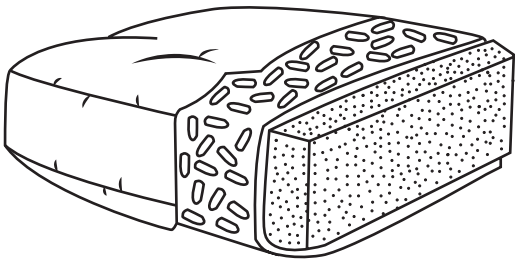
The inside of the backrest part is composed of feather and Triafil siliconized microfibre that is compartmentalized. The filling of our seat cushions contain HR polyurethane foam in addition to the compartmentalized feather and silicon fiber that results in a soft and comfortable seat



HARD

Para una sentada más dura y firme, la opción “Hard” se compone de una espuma de poliuretano HR y un poco de microfibra siliconada Triafil alrededor.

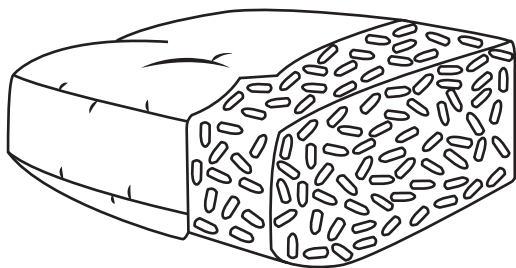
For a harder and straighter sitting, the “Hard” option is made with HR polyurethane foam and just a few Triafil siliconized microfiber around it.



SUPERSOFT

Tenemos disponible la OPCIÓN ESPECIAL DE ASIENTO SÚPER BLANDO, cuyo relleno está compuesto por pluma y microfibra siliconada Triafil, ofreciendo así una sentada extremadamente cómoda y blanda.

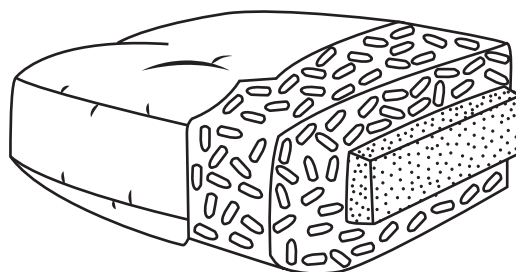
There is also available a SPECIAL SUPER SOFT SEAT CUSHION, composed of feather and Triafil siliconized micro-fibre. In this way we offer an extremely soft and comfortable sitting



FEATHER

La nueva sentada "Feather" es la expresión de la máxima calidad, del lujo, muy blando y confortable pero con una resistencia óptima gracias al alma de poliuretano. Este cojín está compuesto por un interior de espuma de poliuretano HR en sándwich, con pluma 100% compartimentada.

The new sitting "Feather" is the expression of the maximum quality, of Luxury, very soft and comfortable but with a optimum resistance due to the polyurethane soul. This cushion contains HR polyurethane foam in addition to the compartmentalized 100% feather.



MARBLE FINISHINGS

OLD BLACK



OLD BLACK




METAL FINISHINGS

THERMO-LACQUERS AND STAINLESS STEEL

GRAPHITE




SILVER



BRASS



MATT BLACK



STAINLESS STEEL



COATING

ROSE GOLD



COBRE BRILLO



CUERO



ORO



NIQUEL



NIQUEL NEGRO



















PLATA VIEJA



















STUDS FINISHING

STANDARD STUDS

	BACK	CHROME	DARK BRASS	GOLDEN BRASS
ROUND 10 mm.				
ROUND 16 mm.				
ROUND 20 mm.				
ROUND 26 mm.				

SPÉCIAL STUDS


	NICKEL	BRUSHED ALUMINIUM	MATT BLACK	GUNMETAL
TEAR DROP 30x16 mm.				
HAMMER HIT 22 mm.				
PYRAMID 14x14 mm.				
LYS FLOWER 20 mm.				

WOODEN FINISHINGS

OLD WHITE




OLD BLACK



WENGUE



WALNUT



BEECH



DARK OAK



TEAK




MIST



SOFT GOLD LEAF



GOLD LEAF



SILVER LEAF



COOPER LEAF

